

AGENDA
for the
Calhoun Area Metropolitan Planning Organization (MPO)
in the
East Alabama Regional Planning and Development Commission Conference Room
10:00 am
September 20, 2018

- I. Call to Order
- II. Verification of Quorum
- III. Recognition of Guests
- IV. Old Business
 - A. Review and Approve Minutes of August 16, 2018 MPO Meeting
 - B. TBA
- V. New Business
 - A. Review FY 16-19 TIP Spreadsheet and Administrative Modifications
 - B. Resolution #766 Adoption of the Statewide System Performance (PM2) Targets
 - C. Resolution #767 Adoption of the Statewide System Performance (PM3) Targets
 - D. Resolution #768 Transfer CN funds from "Resurface Chief Ladiga Trail with Sidewalk Connection" project to PE funds of the same project.
 - E. Resolution #769 Amending Fiscal Year 2019 UPWP
 - F. CAC Appointments
 - G. TBA
- VI. Other Business
 - A. Status Report on Other Local Projects from ALDOT
 - B. Update of Bicycle-Pedestrian Plan Update – stakeholder meeting Wednesday, October 3, 2018 @ 3 pm.
 - C. MPO/RPO Newsletter
 - D. Report on Urban Fixed Route and ADA Handicapped Transit Systems
 - E. Comments or Issues from Member Jurisdictions or Attendees
 - F. TBA
- VII. Next MPO Meeting – Thursday, October 18, 2018
- VIII. Adjourn

SIGN-IN SHEET

Calhoun Area Metropolitan Planning Organization (MPO)

East Alabama Regional Planning and Development Commission Conference Room

September 20, 2018 – 10:00 a.m.

NAME	ORGANIZATION	EMAIL ADDRESS & PHONE NO.	Email Notices?
Jeff Clendinning	City of Weaver		
Dennis Reaves	CHAC		
MARK STEPHENS	CITY OF JACKSONVILLE		
Johnny L. Smith	"		
MICHAEL HOSCH	CALHOUN COUNTY.		
Mideal Beah	ALDOT	bergha@dot.state.al.us	
Steven Corley	ALDOT		
Steve Haynes	ALDOT		
Chase Kiehl	ALDOT		
Albert McCreary	Town of Hobson city		
STANWYN T. JONES	ALDOT		



MPO Policy Committee

August 2018

Calhoun County Commission

Tim Hodges, Commissioner

✓ Fred Wilson, Commissioner

City of Anniston

Jack Draper, Mayor

Jay Jenkins, Council

City of Hobson City

✓ Alberta McCrory, Mayor

Susie Jones, Council

City of Oxford

Alton Craft, Mayor

Phil Gardner, Council

City of Weaver

Wayne Willis, Mayor

✓ Jeff Clendenning, Council- **Vice Chairman**

City of Jacksonville

✓ Johnny Smith, Mayor

Jerry Parris, Council - **MPO Chairman**

East Alabama Regional Planning and Development Commission

Lori Corley, Executive Director

Alabama Dept. of Transportation

DeJarvis Leonard, 4th Division Engineer

Robert Jilla, Trans. Plng. Bureau – NV

Mark D. Bartlett, FHWA - NV

Proxy Votes

Brian Rosenbalm, County Engineer

✓ Michael Hosch, Asst. Cty. Engineer

Robert Dean, Jr., Public Works

Toby Bennington, City Planner

Deneva Barnes, Council

Vacant

✓ Fred Denny, Mayors Assistant
Rusty Gann, City Engineer

Joey Conger, Street Dept.

Nick Bowles, Council

✓ Mark Stephens, City Planner
Stanley Carr, Street Dept.

✓ Dawn Landholm, RPO Planner

✓ Steve Haynes, 4th Division Asst. Engineer

✓ Steve Corley, Asst. Engineer

✓ Shannon Jones, District Engineer

NV = Non-Voting

MINUTES

Calhoun Area Metropolitan Planning Organization (MPO)

Thursday, August 16, 2018

10:00 a.m.

Those attending:

Lance Armbruster	City of Anniston
Jerry Parris	City of Jacksonville
Jana Monday	CDG Engineers
Matthew Gilliland	ALDoT, East Central Region
Michael Bergh	ALDoT, East Central Region
Darryl League	CAC Member
Fred Denney	City of Oxford
Brian Rosenbalm	Calhoun County
Michael Hosch	Calhoun County
Jay Jenkins	City of Anniston
Libby Messick	EARPDC
Charles Markert	Long Engineering
Marc Thompson	Long Engineering
Matt Hawes	CDG Engineers & Assoc.
Johnny L. Smith	Mayor, City of Jacksonville
Mark Stephens	City of Jacksonville
Karen Carr-Jones	ALDoT, Metropolitan Planning
Lori Corley	EARPDC, Executive Director
Jeff Clendenning	City of Weaver

After roll call was taken and it was determined that a quorum was present, Chairman, Councilman Jerry Parris called the meeting to order at 10:05 a.m.

Ms. Lori Hodge Corley introduced herself to the members present. Ms. Corley is the new Executive Director for East Alabama Commission.

OLD BUSINESS:

The minutes of the June 21, 2018 meeting were approved on a motion made by Mr. Fred Denney and seconded by Mr. Jay Jenkins. Motion carried.

NEW BUSINESS:

Chairman Parris called for the Review of FY 16-19 TIP Spreadsheet and Administrative Modifications. Ms. Libby Messick gave the members a copy of the current TIP and also a list of the ALDoT modifications for this month and briefly reviewed it with them.

Next, Chairman Parris called for discussion of Resolution No. 765. Ms. Messick gave the members a copy of the full UPWP for review and explained that this resolution will adopt the final FY 2019 UPWP. A motion was made by Mr. Jay Jenkins to approve the adoption with **Resolution No. 765**, which was seconded by Mr. Fred Denney. Motion carried.

Chairman Parris continued by calling for the discussion of CAC Appointments. Ms. Messick explained that there was a list of the members in the agenda packet to review. The City of Anniston still needs 6 appointments, 4 for the City of Oxford, 1 Trucking Representative, 1 for the Anniston Army Depot, 1 for the Town of Hobson City, and 1 for the ALDoT Local Transportation Bureau.

OTHER BUSINESS:

Chairman Parris called for the status report on other local projects from ALDoT East Central Division. Ms. Messick explained that a copy of the local sponsored projects was provided in the agenda packet for review.

Ms. Messick gave the report for the Fixed-Route ridership for the month of July, which was provided in the agenda packet for review. There were 8,820 passengers on the Fixed-Route during July. The final table in the agenda is the ADA Paratransit ridership for the month of July. There were 890 trips for the City of Anniston, 228 trips for the City of Jacksonville, 24 trips for the City of Weaver, 198 trips for the City of Oxford, 284 trips for the Urbanized part of the County and 236 trips for the Rural part of the County.

Chairman Parris called for comments or issues from member jurisdictions or attendees and there were none at this time.

Next meeting of the MPO will be Thursday, September 20, 2018 at 10:00 a.m.

There being no further business, Chairman Parris adjourned the meeting at 10:20 a.m.

CALHOUN AREA MPO

FINAL FY16-19 TIP AS OF September 10, 2018

ALL FUNDS AVAILABLE (FED + LOCAL MATCH)
SURFACE TRANSPORTATION PROGRAM (STP)

PE	Preliminary Engineering
RW	Right of Way
UT	Utilities
CN	Construction

	Authorized to Proceed
	Moved from one FY to another FY
	Funded by ATRIP or ARRA
	New Project or Allocation Change

Project Description	Type Work	2008	2009	2010	2011	2012	2013	2014	2015	2016	2017	2018	2019
3 Resurface Chief Ladiga Trail w/Sidewalk Connection #100062150 City of Weaver #100062151 COMPLETE	PE CN							23,000			287,822		
4 Signal Upgrade (AL 21/Baltzell Gate Rd.) #100047013 Anniston ARRA \$ Re-assigned to Frank Akers Rd. #100047014	PE CN						63,146						138,606
5 Signal Upgrade (AL21/Lenlock Lane) #100047015 CLOSED 100054601 #100047016	PE CN						30,529						150,801
6 McIntosh Road Re-Alignment (PE funded by Calhoun County) (L. Smith Pkwy to CC Road) #100054924 #100054925 PE - Developed by the County Eng. Dept. #100054926	PE RW UT CN							364,742				87,012 1,144,686	
7 Lenlock/Saks Road Intersection & Turn Lanes #100051023 #100051025 #100051024 DELETED #100051026 UNDER CN	PE RW UT CN			102,000				286,350		0		156,000	
11 Snow Street Drainage & Resurfacing (AL 21 to US 78) #100052524 #100063101 #100052525 UNDER CN	PE RW CN		60,000		60,000				262,000			1,835,607	
14 Alexandria/Jacksonville Rd. - Resurface (Jville CL to McClellan Rd.) PE - Developed by the County Eng. Dept. #100064930	PE RW UT CN												1,428,140
23 64th Street Bridge Replacement - #6204 #100054937 #100054938 PE - Dev. By Calhoun County Eng. Dept.	PE RW UT CN												35,850 23,409
25 Coffee (A) Street - Resurface (AL 21 to Alex/Jville Rd.) #100043808 COMPLETE	PE CN			14,426						356,622			
27 Edith Ave. - ReCon/Widen (Caffey Dr. to MLK, Jr. Dr.) #100054921 COMPLETE	CN				872,225					50,084			
28 AL 21 Signal Upgrade/Timing - Jacksonville #100057397 CN is ATRIP Funded COMPLETE	PE UT CN					150,000			0		0		
29 L. Smith Blvd/Friendship Rd. - Roundabout #100057400 DELETED #100057401 DELETED #100057402 DELETED #100057403 DELETED	PE RW UT CN											0 0 0	0
30 Barry Street/US 78 - Reconfigure Intersection #100057404 #100057405 #100057406 #100057407	PE RW UT CN										170,000		1,149,114 117,054 661,280
33 Chief Ladiga Trail - Anniston - ± 5.8 mi (Cane Ck. To 4th St.) #100063226 #100060694	PE RW								302,000			522,903	
35 Noble St./4th Street Intersection Imp. & Resurface Includes Resurface Noble St. (AL202 to 4th St.) #100065455 #100065454 #100063208	PE RW UT CN								81,387		0	32,643 8,161	257,915
36 Bicycle/Pedestrian Improvements - Clydesdale, 11th & 14th St. #100063209 #100063210 COMPLETE	PE CN								128,334		104,115		
37 Bicycle/Pedestrian Improvements - 4th St., Noble, 14th, 11th, 18th & Cobb Ave. #100063211 (CN Includes \$25k for Bicycle Parking Racks) #100063212 COMPLETE	PE CN							63,853		229,983			
38 Intersection Lighting AL 202/CR 109 #100064881 #100064882 COMPLETE	PE CN									40,000		328,607	
39 Mountain St. NE - Resurface (AL 21 to Eighth Ave. NE) #100064883 #100064884	PE CN										41,065		386,091

CALHOUN AREA MPO

FINAL FY16-19 TIP AS OF September 10, 2018

ALL FUNDS AVAILABLE (FED + LOCAL MATCH)
SURFACE TRANSPORTATION PROGRAM (STP)

PE	Preliminary Engineering
RW	Right of Way
UT	Utilities
CN	Construction

	Authorized to Proceed
	Moved from one FY to another FY
	Funded by ATRIP or ARRA
	New Project or Allocation Change

Project Description	Type	2008	2009	2010	2011	2012	2013	2014	2015	2016	2017	2018	2019
40 Church Avenue - Resurface (11th St. NE to AL 21) #100064885 #100064886	PE CN											118,686	1,115,862
41 Airport Rd. Replace Bridge BN #011215 (at Coldwater Ck.) #100064887 #100064888 #100064889 #100064890	PE RW UT CN											227,250	10,201 76,508 909,000
42 9th Street & Caffey Drive - Resurface (AL 78 to Barry St.) #100064891 #100064892	PE CN												61,131 403,508
43 Lenlock Lane - Resurface (US431 to Anniston CL) PE - Dev. By Calhoun County Eng. Dept. #100064895 COMPLETE	PE CN									800,000			
44 Bynum Leatherwood/Gadsden Hwy Intersection Improvements #100064896 (Add lanes and Signal) #100064897	PE CN											294,000	899,909
45 Russell Drive - Resurface (Alexandria Rd. to Peaceburg Rd.) #100064898 Authorized for Classification Oct. 13, 2015 #100064899	PE CN											47,553	404,697
46 4-lane Greenbrier Rd. cost overruns (Anniston) #100008423 Resolution 733	CN											533,835	
47 Wilmer, Greenbrier to G Street, cost overruns Anniston #100047104 Resolution 733 #100047107	PE CN											1,977 57,844	
PROGRAMMED		1,147,650	2,526,067	1,624,000	1,064,480	776,116	1,219,093	4,732,909	837,574	2,925,396	4,356,632	1,251,196	8,229,076
APPORTIONMENT		2,026,824	1,860,924	2,012,431	1,860,924	1,947,991	2,098,415	2,099,475	2,099,475	2,182,759	1,812,876	1,812,876	1,812,876
CARRYOVER		7,360,705	8,239,879	7,574,736	7,963,167	8,759,611	9,931,486	10,810,808	8,177,374	9,439,275	8,696,638	6,152,882	6,714,562
AVAILABLE		9,387,529	10,100,803	9,587,167	9,824,091	10,707,602	12,029,901	12,910,283	10,276,849	11,622,034	10,509,514	7,965,758	8,527,438
BALANCE		8,239,879	7,574,736	7,963,167	8,759,611	9,931,486	10,810,808	8,177,374	9,439,275	8,696,638	6,152,882	6,714,562	298,362

Dec. '09 ALDOT Reduces FY 08 Carryover to \$589,959 and Reduces FY 09 Allocation to \$1,488,739.
March '10 ALDOT Restores \$4,466,217 in Fed Funds & Increases FY 10 MPO Fed Allocation to \$1,609,945.
March '11 ALDOT Reduces FY 12-15 allocation to FY 09 Level of \$1,488,739.
August '12 ALDOT Increases Annual Allocation by \$69,654 up to \$1,558,393.
August '13 ALDOT Increases FY 13 Fed Funds by \$120,339 up to \$1,678,732.
May '14 Delete Ann/Wvr/Jville Rd. Project and Pay ALDOT \$1,467,489 for expended funds.
June '14 Confirm Eulaton Road Bridge 100% Paid by ARRA - Restore \$322,686 back to MPO balance.
December '15 Allocations Revised as per Final Costs for Three MPO projects - Res. #704
March '16 ALDOT Increase Fed Allocation by \$66,627 up to \$1,746,207.
April '17 Corrections by ALDOT Add Approx. \$2 million in Unspent Federal Funds.
June 2017 MPO votes to use MPO funds to cover cost overruns on Greenbrier 4-lane project and Wilmer project - \$593,657.29, Res 733
June 2017 ALDOT reduces 2017 STP Apportionment from \$2,182,759 to \$1,812,876.

Administrative Modifications

1. #100064930 (CN) RESURFACING ALEXANDRIA/JACKSONVILLE HIGHWAY FROM JACKSONVILLE CITY LIMITS TO MCCLELLAN ROAD (#14). Old Target start date: December 07, 2018 to New Target start date: March 29,2019.
2. #100054937 (RW) CR-440 (64TH STREET) BRIDGE REPLACEMENT BIN#6204 NEAR WEAVER (#23). Old Target start date: November 1, 2018 to New Target start date: February 1, 2019.

Corrections made to the TIP spreadsheet since August meetings

- 100064884 (CN) Mountain St NE Resurface (project #39)
 - 1% increase from moving to FY18 in February was not previously calculated
 - Previous Amount: \$382,268
 - Corrected Amount: \$386,091
- 100064930 (CN) Alexandria/Jacksonville Rd Resurface (project #14)
 - 1% increase from moving to FY19 in July was not previously calculated
 - Previous Amount: \$1,414,000
 - Corrected Amount: \$1,428,140
- 100057406 (UT) Barry Street/US 78 Reconfigure Intersection (project #30)
 - 1% increase from moving to FY19 in April was not previously calculated
 - Previous Amount: \$115,895
 - Current Amount: \$117,054
- 100047016 (CN) Signal Upgrade (AL 21/Lenlock) (project #5)
 - Corrected to match last ALDOT cost estimate (July 18)
 - Previous Amount: \$153,832
 - Corrected Amount: \$150,801
- 100054926 (CN) McIntosh Road Re-Alignment (project #6)
 - Corrected to match ALDOTs Let budget
 - Previous Amount: \$1,200,000
 - Corrected Amount: \$1,144,686
- 100064882 (CN) Intersection Lighting AL 202/CR 109 (project #38)
 - Corrected to match ALDOTs Let budget
 - Previous Amount: \$343,500
 - Corrected Amount: \$328.607

- 100047013 (PE) Signal Upgrade 21-Baltzell Gate Rd (project #4)
 - Funds were transposed with that of project #5
 - Previous Amount listed: \$30,529
 - Corrected Amount: \$63,146

- 100047015 (PE) Signal upgrade 21-Lenlock lane (project #5)
 - Funds were transposed with that of project #4
 - Previous Amount listed: \$63,146
 - Corrected Amount: \$30,529

- 100064891 (PE) 9th Street & Caffey Drive – Resurface (project #42)
 - PE funds moved to FY 2019 (unsure of when)
 - Funds moved to correct FY and increased by 1%
 - Previous Amount listed: \$60,526
 - Corrected Amount: \$61,131

RESOLUTION #766

Adoption of the Statewide System Performance Measurement (PM2) Targets

WHEREAS, federal regulations require that the Metropolitan Transportation Plans and Transportation Improvement Programs include Bridge and Pavement Performance Measurement (PM2) Targets for urbanized areas and;

WHEREAS, the Technical Advisory Committee (TAC) of the Calhoun Area Metropolitan Planning Organization (MPO) in coordination with the Federal Highway Administration and the Alabama Department of Transportation (ALDOT) has reviewed the requirement to adopt Bridge and Pavement Performance Measurement (PM2) Targets for use in the transportation process as required by 23 CFR 490.105;

WHEREAS, the TCC Committee at its September 12, 2018 meeting recommended that the Calhoun Area MPO adopt and support the Statewide Bridge and Pavement Performance Measurement (PM2) Targets approved by the ALDOT:

- **PM2 Measure: % of NHS bridges by deck area classified as in good condition**
 - Percentage of good condition bridge deck area for 2017: 28.4 %
 - Explanation of Condition Grade: The condition grade is based on the National Bridge Inventory (NBI) condition ratings for Bridge Deck, Bridge Superstructure, Bridge Substructure, and Culvert.
 - 2-year Performance Target: No less than 27 % (2019)
 - 4-year Performance Target: No less than 27 % (2021)
- **PM2 Measure: % of NHS bridges by deck area classified as in poor condition**
 - Percentage of poor condition bridge deck area for 2017: 2.0 %
 - Explanation of Condition Grade: The condition grade is based on the National Bridge Inventory (NBI) condition ratings for Bridge Deck, Bridge Superstructure, Bridge Substructure, and Culvert.
 - 2-year Performance Target: No greater than 3 % (2019)
 - 4-year Performance Target: No greater than 3 % (2021)
- **PM2 Measure: % of Interstate pavement in good condition**
 - ALDOT's Internal Pavement Condition Rating Score for 2017: 76.98 %
 - Explanation of Pavement Condition: Starting in January of 2018, ALDOT will start collecting the following metrics for pavement; Internal Roughness Index (IRI), rutting, cracking %, and faulting. Once this data has been evaluated, the pavement will be placed in either good, fair, or poor condition.
 - 4-year Performance Target: Greater than 50 % (2021)
- **PM2 Measure: % of Interstate pavement in poor condition**
 - ALDOT's Internal Pavement Condition Rating Score for 2017: 8.33 %
 - Explanation of Pavement Condition: Starting in January of 2018, ALDOT will start collecting the following metrics for pavement; Internal Roughness Index (IRI), rutting,

cracking %, and faulting. Once this data has been evaluated, the pavement will be placed in either good, fair, or poor condition.

- 4-year Performance Target: Less than 5 % (2021)

- **PM2 Measure: % of non-Interstate NHS pavement in good condition**
 - ALDOT's Internal Pavement Condition Rating Score for 2017: 66.23 %
 - Explanation of Pavement Condition: Starting in January of 2018, ALDOT will start collecting the following metrics for pavement; Internal Roughness Index (IRI), rutting, cracking %, and faulting. Once this data has been evaluated, the pavement will be placed in either good, fair, or poor condition.
 - 2-year Performance Target: Greater than 40 % (2019)
 - 4-year Performance Target: Greater than 40 % (2021)

- **PM2 Measure: % of non-Interstate NHS pavement in poor condition**
 - ALDOT's Internal Pavement Condition Rating Score for 2017: 12.57 %
 - Explanation of Pavement Condition: Starting in January of 2018, ALDOT will start collecting the following metrics for pavement; Internal Roughness Index (IRI), rutting, cracking %, and faulting. Once this data has been evaluated, the pavement will be placed in either good, fair, or poor condition.
 - 2-year Performance Target: Less than 5 % (2019)
 - 4-year Performance Target: Less than 5 % (2021)

NOW, THEREFORE, BE IT RESOLVED that the Calhoun Area MPO Policy Committee concurs with the recommendation of the Technical Advisory Committee and here by adopts and supports the Statewide Bridge and Pavement Performance Measurement (PM2) Measures and Targets as approved by the ALDOT.

Passed and adopted this the 20th day of September 2018.

Jeff Clendenning, Vice Chairman
City of Weaver

ATTEST:

Elizabeth Messick, Regional Planner
East Alabama Regional Planning and
Development Commission

RESOLUTION #766

Adoption of the Statewide System Performance Measurement (PM2) Targets

WHEREAS, federal regulations require that the Metropolitan Transportation Plans and Transportation Improvement Programs include Bridge and Pavement Performance Measurement (PM2) Targets for urbanized areas and;

WHEREAS, the Technical Advisory Committee (TAC) of the Calhoun Area Metropolitan Planning Organization (MPO) in coordination with the Federal Highway Administration and the Alabama Department of Transportation (ALDOT) has reviewed the requirement to adopt Bridge and Pavement Performance Measurement (PM2) Targets for use in the transportation process as required by 23 CFR 490.105;

WHEREAS, the TCC Committee at its September 12, 2018 meeting recommended that the Calhoun Area MPO adopt and support the Statewide Bridge and Pavement Performance Measurement (PM2) Targets approved by the ALDOT:

- **PM2 Measure: % of NHS bridges by deck area classified as in good condition**
 - Percentage of good condition bridge deck area for 2017: 28.4 %
 - Explanation of Condition Grade: The condition grade is based on the National Bridge Inventory (NBI) condition ratings for Bridge Deck, Bridge Superstructure, Bridge Substructure, and Culvert.
 - 2-year Performance Target: No less than 27 % (2019)
 - 4-year Performance Target: No less than 27 % (2021)

- **PM2 Measure: % of NHS bridges by deck area classified as in poor condition**
 - Percentage of poor condition bridge deck area for 2017: 2.0 %
 - Explanation of Condition Grade: The condition grade is based on the National Bridge Inventory (NBI) condition ratings for Bridge Deck, Bridge Superstructure, Bridge Substructure, and Culvert.
 - 2-year Performance Target: No greater than 3 % (2019)
 - 4-year Performance Target: No greater than 3 % (2021)

- **PM2 Measure: % of Interstate pavement in good condition**
 - ALDOT's Internal Pavement Condition Rating Score for 2017: 76.98 %
 - Explanation of Pavement Condition: Starting in January of 2018, ALDOT will start collecting the following metrics for pavement; Internal Roughness Index (IRI), rutting, cracking %, and faulting. Once this data has been evaluated, the pavement will be placed in either good, fair, or poor condition.
 - 4-year Performance Target: Greater than 50 % (2021)


- **PM2 Measure: % of Interstate pavement in poor condition**
 - ALDOT's Internal Pavement Condition Rating Score for 2017: 8.33 %
 - Explanation of Pavement Condition: Starting in January of 2018, ALDOT will start collecting the following metrics for pavement; Internal Roughness Index (IRI), rutting,

cracking %, and faulting. Once this data has been evaluated, the pavement will be placed in either good, fair, or poor condition.

- 4-year Performance Target: Less than 5 % (2021)
- **PM2 Measure: % of non-Interstate NHS pavement in good condition**
 - ALDOT's Internal Pavement Condition Rating Score for 2017: 66.23 %
 - Explanation of Pavement Condition: Starting in January of 2018, ALDOT will start collecting the following metrics for pavement; Internal Roughness Index (IRI), rutting, cracking %, and faulting. Once this data has been evaluated, the pavement will be placed in either good, fair, or poor condition.
 - 2-year Performance Target: Greater than 40 % (2019)
 - 4-year Performance Target: Greater than 40 % (2021)
- **PM2 Measure: % of non-Interstate NHS pavement in poor condition**
 - ALDOT's Internal Pavement Condition Rating Score for 2017: 12.57 %
 - Explanation of Pavement Condition: Starting in January of 2018, ALDOT will start collecting the following metrics for pavement; Internal Roughness Index (IRI), rutting, cracking %, and faulting. Once this data has been evaluated, the pavement will be placed in either good, fair, or poor condition.
 - 2-year Performance Target: Less than 5 % (2019)
 - 4-year Performance Target: Less than 5 % (2021)

NOW, THEREFORE, BE IT RESOLVED that the Calhoun Area MPO Policy Committee concurs with the recommendation of the Technical Advisory Committee and here by adopts and supports the Statewide Bridge and Pavement Performance Measurement (PM2) Measures and Targets as approved by the ALDOT.

Passed and adopted this the 20th day of September 2018.


Jeff Clendenning, Vice Chairman
City of Weaver

ATTEST:


Elizabeth Messick, Regional Planner
East Alabama Regional Planning and
Development Commission

RESOLUTION #767

Adoption of Statewide System Performance Measurement (PM3) Targets

WHEREAS, federal regulations require that the Metropolitan Transportation Plans and Transportation Improvement Programs include System Performance Measurement (PM3) Targets for urbanized areas and;

WHEREAS, the Technical Advisory Committee (TAC) of the Calhoun Area Metropolitan Planning Organization (MPO) in coordination with the Federal Highway Administration and the Alabama Department of Transportation (ALDOT) has reviewed the requirement to adopt System Performance Measurement (PM3) Targets for use in the transportation process as required by 23 CFR 490.105;

WHEREAS, the TCC Committee at its September 12, 2018 meeting recommended that the Calhoun Area MPO adopt and support the Statewide System Performance Measurement (PM3) Targets approved by the ALDOT:

- **PM3 Measure: % of Person-Miles traveled on Interstate System that is Reliable**
 - Baseline Score for 2017: 96.4%
 - Explanation of Baseline Score: 96.4% of all Alabama Interstate travel is reliable (where reliable is defined as 80% of travel times being less than 150% of the average travel time)
 - 2-year Performance Target: 96.4 % (2019)
 - 4-year Performance Target: 96.4% (2021)

- **PM3 Measure: % of Person-Miles traveled on Non-Interstate NHS System that is Reliable**
 - Baseline Score for 2017: 93.8%
 - Explanation of Baseline Score: 93.8% of all Alabama Non-Interstate NHS travel is reliable (where reliable is defined as 80% of travel times being less than 150% of the average travel time)
 - 2-year Performance Target: 93.7 % (not required to report to FHWA but 4 year target may be adjusted at this time)
 - 4-year Performance Target: 93.6% (2021)

- **PM3 Measure: Truck Travel Time Reliability Index**
 - Baseline Score for 2017: 1.19
 - Explanation of Baseline Score: Across Alabama, the 95th percentile interstate truck travel times are on average 19% greater than the 50th percentile (average) travel time.
 - 2-year Performance Target: 1.20 (2019)
 - 4-year Performance Target: 1.21 (2021)

NOW, THEREFORE, BE IT RESOLVED that the Calhoun Area MPO Policy Committee concurs with the recommendation of the Technical Advisory Committee and here by adopts and supports the Statewide System Performance Measurement (PM3) Measures and Targets as approved by the ALDOT.

Passed and adopted this the 20th day of September 2018.

Jeff Clendenning, Vice Chairman
City of Weaver

ATTEST:

Elizabeth Messick, Regional Planner
East Alabama Regional Planning and
Development Commission

DRAFT

RESOLUTION #767

Adoption of Statewide System Performance Measurement (PM3) Targets

WHEREAS, federal regulations require that the Metropolitan Transportation Plans and Transportation Improvement Programs include System Performance Measurement (PM3) Targets for urbanized areas and;

WHEREAS, the Technical Advisory Committee (TAC) of the Calhoun Area Metropolitan Planning Organization (MPO) in coordination with the Federal Highway Administration and the Alabama Department of Transportation (ALDOT) has reviewed the requirement to adopt System Performance Measurement (PM3) Targets for use in the transportation process as required by 23 CFR 490.105;

WHEREAS, the TCC Committee at its September 12, 2018 meeting recommended that the Calhoun Area MPO adopt and support the Statewide System Performance Measurement (PM3) Targets approved by the ALDOT:


- **PM3 Measure: % of Person-Miles traveled on Interstate System that is Reliable**
 - Baseline Score for 2017: 96.4%
 - Explanation of Baseline Score: 96.4% of all Alabama Interstate travel is reliable (where reliable is defined as 80% of travel times being less than 150% of the average travel time)
 - 2-year Performance Target: 96.4 % (2019)
 - 4-year Performance Target: 96.4% (2021)

- **PM3 Measure: % of Person-Miles traveled on Non-Interstate NHS System that is Reliable**
 - Baseline Score for 2017: 93.8%
 - Explanation of Baseline Score: 93.8% of all Alabama Non-Interstate NHS travel is reliable (where reliable is defined as 80% of travel times being less than 150% of the average travel time)
 - 2-year Performance Target: 93.7 % (not required to report to FHWA but 4 year target may be adjusted at this time)
 - 4-year Performance Target: 93.6% (2021)


- **PM3 Measure: Truck Travel Time Reliability Index**
 - Baseline Score for 2017: 1.19
 - Explanation of Baseline Score: Across Alabama, the 95th percentile interstate truck travel times are on average 19% greater than the 50th percentile (average) travel time.
 - 2-year Performance Target: 1.20 (2019)
 - 4-year Performance Target: 1.21 (2021)

NOW, THEREFORE, BE IT RESOLVED that the Calhoun Area MPO Policy Committee concurs with the recommendation of the Technical Advisory Committee and here by adopts and supports the Statewide System Performance Measurement (PM3) Measures and Targets as approved by the ALDOT.

Passed and adopted this the 20th day of September 2018.

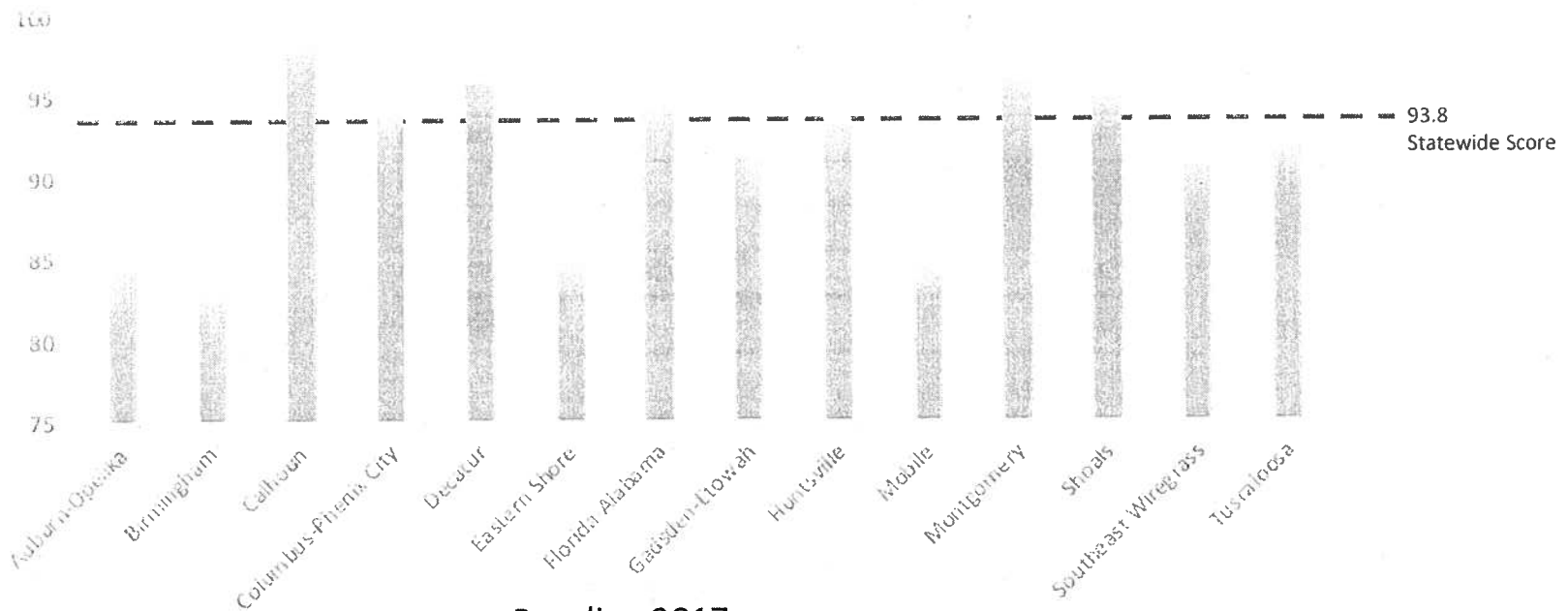

Jeff Clendenning, Vice Chairman
City of Weaver

ATTEST:


Elizabeth Messick, Regional Planner
East Alabama Regional Planning and
Development Commission

Non-Interstate NHS Reliability

Percent of Person-Miles Traveled on the Non-Interstate NHS That Are Reliable



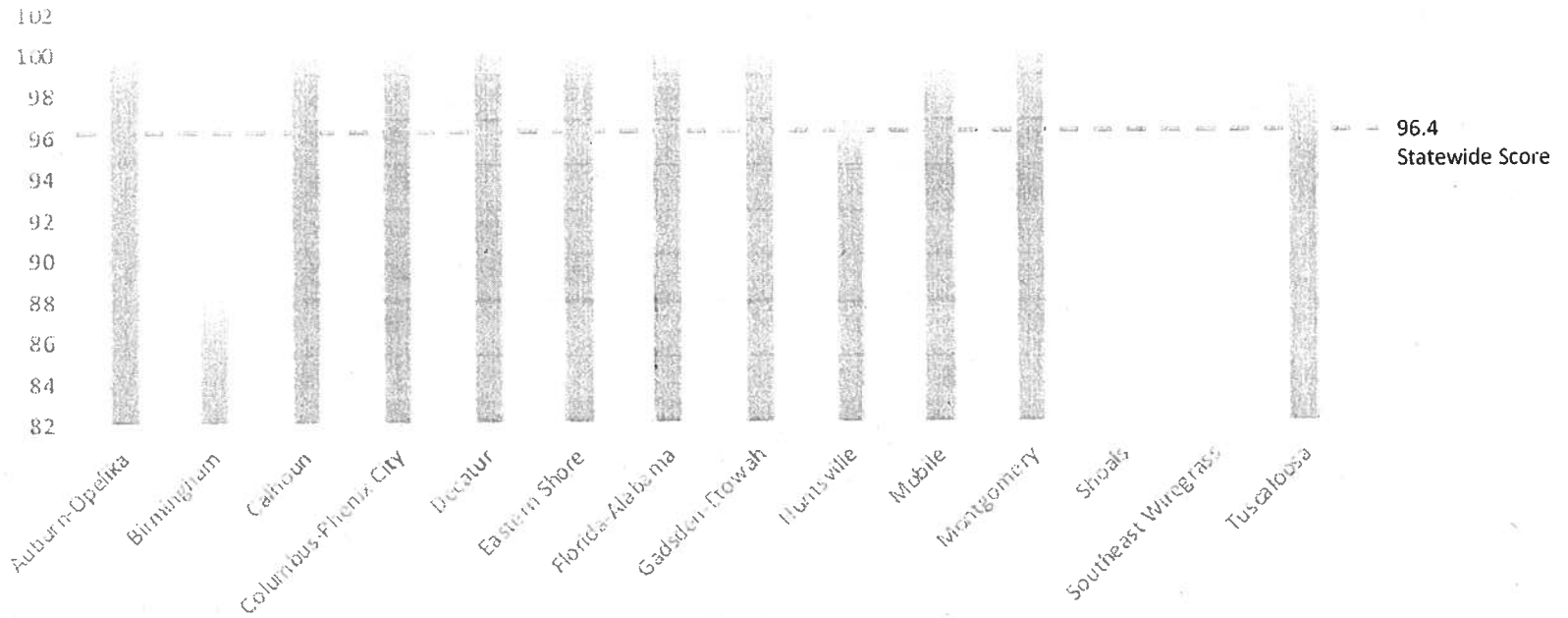
Baseline 2017

Non-Interstate NHS Reliability

Percent of Person-Miles Traveled on the Non-Interstate NHS That Are Reliable	
	2017
Alabama	93.8
Calhoun Area (Anniston)	98.8
Auburn-Opelika	85.3
Birmingham	83.1
Decatur	96.1
Southeast Wiregrass (Dothan)	90.9
Eastern Shore	87.0
Gadsden-Etowah	92.5
Huntsville	93.5
FL-AL TPA (Lillian-Pensacola)	93.8
Mobile	84.3
Montgomery	96.1
Shoals Area (Muscle Shoals)	94.6
Phenix City	90.9
Tuscaloosa	92.2

Interstate NHS Reliability

Percent of Person-Miles Traveled on the Interstate
NHS That Are Reliable



Baseline 2017

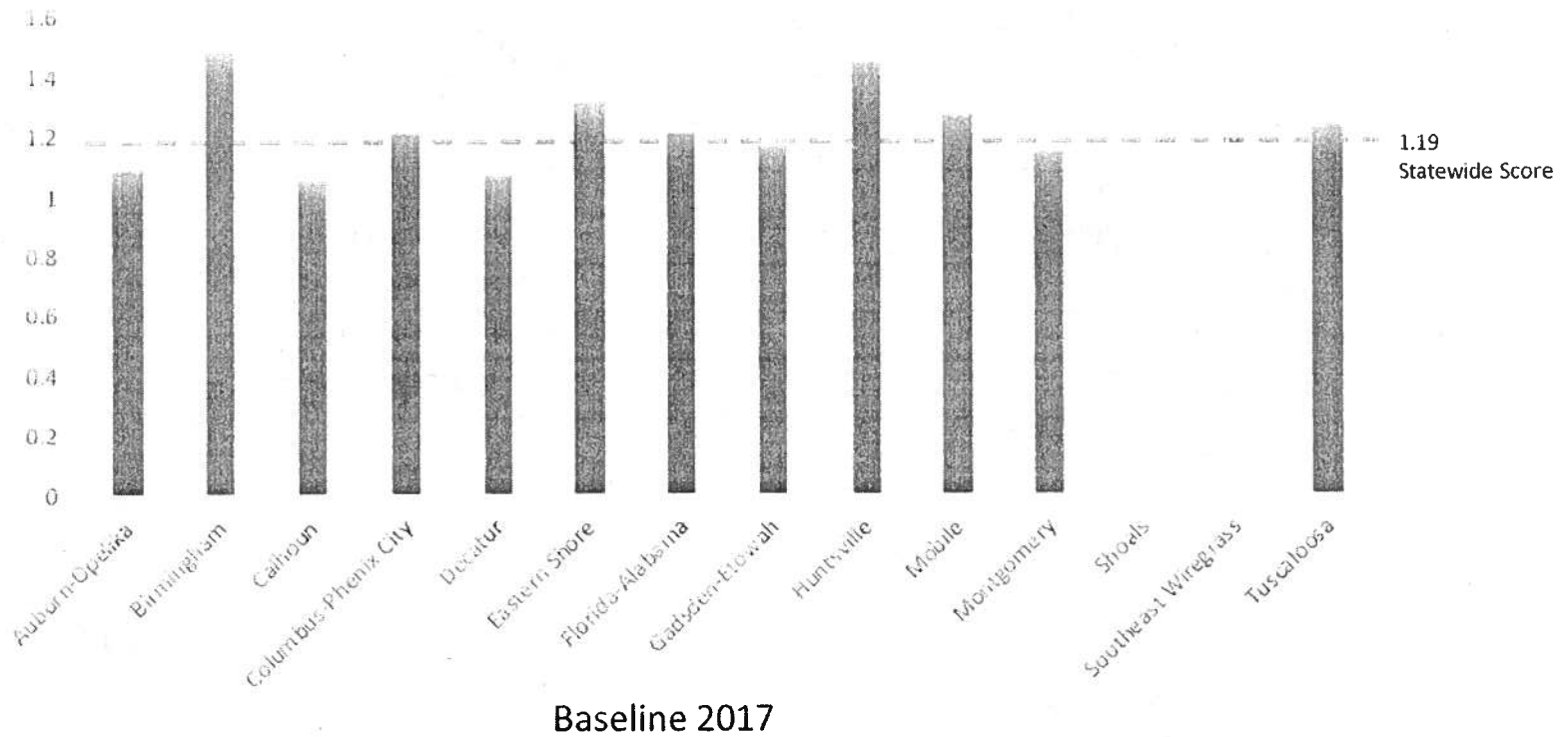
Interstate NHS Reliability

Percent of Person-Miles Traveled on the Interstate System That Are Reliable	
	2017
Alabama	96.4
Calhoun Area (Anniston)	100.0
Auburn-Opelika	100.0
Birmingham	88.5
Decatur	100.0
Southeast Wiregrass (Dothan)	N/A
Eastern Shore	100.0
Gadsden-Etowah	100.0
Huntsville	96.9
FL-AL TPA (Lillian-Pensacola)	100.0
Mobile	99.2
Montgomery	100.0
Shoals Area (Muscle Shoals)	N/A
Phenix City	100.0
Tuscaloosa	98.5

Freight Movement

Higher Score → Less Reliable

Truck Travel Time Reliability Index



Freight Movement

Higher Score → Less Reliable

Truck Travel Time Reliability Index	
	2017
Alabama	1.19
Calhoun Area (Anniston)	1.05
Auburn-Opelika	1.09
Birmingham	1.48
Decatur	1.07
Southeast Wiregrass (Dothan)	N/A
Eastern Shore	1.32
Gadsden-Etowah	1.17
Huntsville	1.45
FL-AL TPA (Lillian-Pensacola)	1.23
Mobile	1.31
Montgomery	1.15
Shoals Area (Muscle Shoals)	N/A
Phenix City	1.21
Tuscaloosa	1.23

RESOLUTION # 768

WHEREAS, the Calhoun Area MPO adopted its FY 16-19 Transportation Improvement Plan (TIP) on July 16, 2015 with Resolution #698; and

WHEREAS, ALDOT Finance and Audits has requested that the FY 16-19 TIP be amended to transfer the amount of \$11,822 from the "Resurface Chief Ladiga Trail with Sidewalk Connection" project's CN allocation (project Federal aid number 100062151) to the PE allocation of the same project (project Federal aid number 10062150) due to a current negative balance of PE funds.

	PE	CN
Current Allocation	\$23,000	\$287,822
New Allocation	\$34,822	\$276,000

NOW THEREFORE, BE IT RESOLVED, by the Calhoun Area MPO, that the FY 16-19 TIP be amended to include the changes as described above.

Passed and adopted this 20th day of September 2018.

Jeff Clendenning, Vice Chairman
City of Weaver

ATTEST:

Elizabeth Messick, Regional Planner
East Alabama Regional Planning and
Development Commission

RESOLUTION # 768


WHEREAS, the Calhoun Area MPO adopted its FY 16-19 Transportation Improvement Plan (TIP) on July 16, 2015 with Resolution #698; and

WHEREAS, ALDOT Finance and Audits has requested that the FY 16-19 TIP be amended to transfer the amount of \$11,822 from the "Resurface Chief Ladiga Trail with Sidewalk Connection" project's CN allocation (project Federal aid number 100062151) to the PE allocation of the same project (project Federal aid number 10062150) due to a current negative balance of PE funds.

	PE	CN
Current Allocation	\$23,000	\$287,822
New Allocation	\$34,822	\$276,000

NOW THEREFORE, BE IT RESOLVED, by the Calhoun Area MPO, that the FY 16-19 TIP be amended to include the changes as described above.

Passed and adopted this 20th day of September 2018.


Jeff Clendenning, Vice Chairman
City of Weaver

ATTEST:


Elizabeth Messick, Regional Planner
East Alabama Regional Planning and
Development Commission

Resolution # 769

Amending the Fiscal Year 2019 Unified Planning Work Program (UPWP)

Calhoun Area Metropolitan Planning Organization (MPO) Adopting the DRAFT Unified Planning Work Program (UPWP) for FY 2019 as prepared by the East Alabama Regional Planning and Development Commission (EARPDC)

WHEREAS, the **Calhoun Area Metropolitan Planning Organization (MPO)** is the organization designated by the Governor of the State of Alabama as being responsible, together with the State of Alabama, for implementing the applicable provisions of 23 USC 134 and 135 (amended by the FAST Act, Sections 1201 and 1202, December 2015); 42 USC 2000d-1, 7401; 23 CFR 450 and 500; 40 CFR 51 and 93; and,

WHEREAS, the US Department of Transportation (USDOT) requires all urbanized areas, as established by the US Bureau of the Census, to do area-wide urban transportation planning, and the designated planning organization to submit a Unified Planning Work Program (UPWP) as a condition for meeting the provisions of Title 23 USC 134; and,

WHEREAS, consistent with the declaration of these provisions, the East Alabama Regional Planning and Development Commission, as staff to the MPO, in cooperation with the Bureau of Transportation Planning and Modal Programs, Alabama Department of Transportation, has prepared a Unified Planning Work Program for Fiscal Year 2019; and,

WHEREAS, pursuant to its duties, functions, and responsibilities, the Calhoun Area Metropolitan Planning Organization (MPO) proposes to allocate the remaining administrative funds from fiscal year 2017 in the amount of \$58,517 into fiscal year 2019 in order to continue the update of the 2012 Calhoun Area Bicycle and Pedestrian Plan; now,

THEREFORE, BE IT RESOLVED by the Calhoun Area Metropolitan Planning Organization (MPO), that the fiscal year 2019 UPWP be amended as indicated above.

Passed and adopted this 20th day of September 2018.

Jeff Clendenning, Vice Chairman
City of Weaver

ATTEST:

Elizabeth Messick, Regional Planner
East Alabama Regional Planning and
Development Commission

Resolution # 769

Amending the Fiscal Year 2019 Unified Planning Work Program (UPWP)

Calhoun Area Metropolitan Planning Organization (MPO) Adopting the DRAFT Unified Planning Work Program (UPWP) for FY 2019 as prepared by the East Alabama Regional Planning and Development Commission (EARPDC)

WHEREAS, the **Calhoun Area Metropolitan Planning Organization (MPO)** is the organization designated by the Governor of the State of Alabama as being responsible, together with the State of Alabama, for implementing the applicable provisions of 23 USC 134 and 135 (amended by the FAST Act, Sections 1201 and 1202, December 2015); 42 USC 2000d-1, 7401; 23 CFR 450 and 500; 40 CFR 51 and 93; and,

WHEREAS, the US Department of Transportation (USDOT) requires all urbanized areas, as established by the US Bureau of the Census, to do area-wide urban transportation planning, and the designated planning organization to submit a Unified Planning Work Program (UPWP) as a condition for meeting the provisions of Title 23 USC 134; and,

WHEREAS, consistent with the declaration of these provisions, the East Alabama Regional Planning and Development Commission, as staff to the MPO, in cooperation with the Bureau of Transportation Planning and Modal Programs, Alabama Department of Transportation, has prepared a Unified Planning Work Program for Fiscal Year 2019; and,

WHEREAS, pursuant to its duties, functions, and responsibilities, the Calhoun Area Metropolitan Planning Organization (MPO) proposes to allocate the remaining administrative funds from fiscal year 2017 in the amount of \$58,517 into fiscal year 2019 in order to continue the update of the 2012 Calhoun Area Bicycle and Pedestrian Plan; now,

THEREFORE, BE IT RESOLVED by the Calhoun Area Metropolitan Planning Organization (MPO), that the fiscal year 2019 UPWP be amended as indicated above.

Passed and adopted this 20th day of September 2018.


Jeff Clendenning, Vice Chairman
City of Weaver

ATTEST:


Elizabeth Messick, Regional Planner
East Alabama Regional Planning and
Development Commission

CAC Members


	<u>Name</u>	<u>Jurisdiction</u>
1	Ed Kimbrough	Anniston
2	Joan McKinney	Anniston
3	Miller Farnell	Anniston
4	Dr. Mike Kimberly	Anniston
5	Phillip Keith	Anniston
6	James Robert Jenkins	Anniston
7	Scott Shiflett	Anniston
8	Vacant	Anniston
9	Vacant	Anniston
10	Vacant	Anniston
11	Vacant	Anniston
12	Vacant	Anniston
13	Vacant	Anniston
1	Nelson Coleman	Jacksonville
2	David Thompson	Jacksonville
3	Richard Lindblom	Jacksonville
4	T L Thompson	Jacksonville
5	Lamar Sims	Jacksonville
6	Kyle Warmack	Jacksonville
7	Jamie 'Red' Etheredge	Jacksonville
1	Jackson Hodges	Calhoun County
2	George Salmon	Calhoun County
3	Shirley Miller	Calhoun County
4	Robert Pyles	Calhoun County
5	Dennis Reaves, Chairman	Calhoun County
6	Richard Stubbs, Vice Chair	Calhoun County
7	Tim Huddleston	Calhoun County
8	Charles J. Freeman	Calhoun County
9	Chris Gann	Calhoun County
10	Dr. David West	Calhoun County
1	Steve Akers	Oxford
2	Darryl League	Oxford
3	Brandon Freeman	Oxford
4	Buford Parker	Oxford
5	Randy Cosper	Oxford
6	Marshall Shaddix	Oxford
7	Lem Burrell	Oxford
8	Lavoy Jordan	Oxford
9	Vacant	Oxford
10	Vacant	Oxford
11	Vacant	Oxford
12	Vacant	Oxford
13	Vacant	Trucking Rep.
1	Frank Thomas	Weaver
2	Richard "Rick" Robins	Weaver
3	Jerry D. Lewallen	Weaver
1	Mike Matthews	Anniston Army Depot
2	Dustin Gillihan	Anniston Army Depot
3	Vacant	Anniston Army Depot
1	Joe L. Cunningham	Hobson City
2	Isaih Evans	Hobson City
3	Vacant	Hobson City
1	Vacant	ALDOT Local Transportation Bureau

CAC VACANCIES

Jurisdiction	Current Vacancies
Anniston	6
Jacksonville	0
Calhoun County	0
Oxford	4
Trucking Representative	1
Weaver	0
Anniston Army Depot	1
Hobson City	1
ALDOT Local Trans.	1

CURRENT CONSTRUCTION PROJECTS

<u>PROJECT NO.</u>	<u>DESCRIPTION</u>	<u>STATUS</u>
STPOA-7440(600)	Resurface & Drainage Imp. on Snow Street from SR 21 to US 78 In Oxford	Start this month?
NH-0021(558)	Resurface & Stripe on SR 21 from George Douthit to Pine Island Rd.	Work on-going
HSIP-I020(347)	I 20 Median Barrier in Calhoun And Cleburne Counties	Work on-going
STPAA-HSIP-0004(544)	Resurfacing of US 78 from Talladega County to SR 202	Start this month
NH-0021(563)	Resurfacing of SR 21 from Pine Island Rd. to Prices	Work on-going
STPAA-0021(564)	Resurfacing of SR 21 from SR 200 To SR 9	Work on-going
NH-HSIP-0200(501)	Resurfacing of SR 200	Work on-going
99-504-690-000-501	Bridge Painting Project over RR In Calhoun, Clay, Talladega, and Chambers counties	Start in October



Join us for the Calhoun Area MPO Bicycle-
Pedestrian Plan Stakeholder's Meeting

October 3, 2018

From 3:00 – 4:30 p.m.

In the EARPDC 3rd floor conference room

At 1130 Quintard Ave., Anniston



East Alabama Region MPO & RPO monthly newsletter

Volume 1 / Issue 1

INSIDE THIS ISSUE

- MPO Updates
 - o Bike-Ped Plan Updates
 - o TIP Update
 - o Project Changes
- RPO Updates
 - o RPO Meetings
- Projects Let in August
- Upcoming Funding Opportunities & Deadlines
- Calendar of Meetings

Calhoun Area MPO Updates

➤ Bicycle-Pedestrian Plan Updates

The Bicycle-Pedestrian Plan update continues. The first document and maps should be completed and posted to the website soon.

A pre-draft document public outreach meeting to solicit public comments for the bike-ped plan will be held late-September/early-October. The date, time, and location of the meeting will be published as a block ad in the Anniston Star as well on the EARPCDC website ([here](#)).

➤ Transportation Improvement Plan (TIP) Update

The newest Transportation Improvement Plan, or TIP, update will be this upcoming year. The TIP presents a four-year program for improvement in the various transportation systems located within the Calhoun Area MPO. The TIP guides the Alabama Department of Transportation (ALDOT) in its annual allocation of funds for transportation improvements and becomes part of the State TIP.

Be on the lookout for public involvement activities and comment opportunities for the TIP!

➤ Project Changes in August

- **Project: 100063208 (CN)**
Description: Intersection improvements at Noble Street and 4th Street
Old Target start date: December 07, 2018
New Target start date: February 22, 2019.
- **Project: 100047016 (CN)**
Description: Traffic signal improvement at the intersection of Lenlock Lane and SR-21 in the city of Anniston
Old Target start date: December 07, 2018
New Target start date: January 25, 2019.
- **Project: 100064898 (PE)**
Description: Resurface Russell Drive from Alexandria Road to Peaceburg Road in the city of Weaver
Old Engineers Estimate: \$48,508.00
New Engineers Estimate: \$47,553.00

RPO Updates

➤ RPO Meetings!

Three RPO meetings will be held in September:

- Cherokee, Etowah, and northern Calhoun Counties
 - o September 13, 2018 @ 11:30 am after the Gadsden MPO meeting
- Calhoun, Cleburne, Talladega, and Clay Counties
 - o September 20, 2018 @ 11:00 am after the Calhoun Area MPO meeting; EARPDC 3rd floor conference room, Anniston
- Coosa, Tallapoosa, Randolph, and Chambers Counties
 - o September 27, 2018 @ 10:00; ALDOT Alexander City District Office

Additional topics that will be covered at these meetings include Funding Opportunities & Deadlines!

Projects Let August 31, 2018

➤ Calhoun County

- o Constructing the Roadway Extension on Iron Mountain Road from the junction of SR-21 to the junction of Pappy Dunn Boulevard in Anniston. The Bracket Estimate on this project is from \$4,661,000 to \$5,696,778.

➤ Chambers County

- o None at this time

➤ Cherokee County

- o None at this time

➤ Clay County

- o None at this time

➤ Cleburne County

- o None at this time

➤ Coosa County

- o Bridge Replacement and Approaches on CR-15 over Weogufka Creek. The bracket Estimate on this project is from \$736,120 to \$899,702.
- o Bridge Replacement and Approaches on CR-49 over the Norfolk Southern Railroad northwest of Goodwater. The Bracket Estimate on this project is from \$952,701 to \$1,164,412.

➤ Etowah County

- o None at this time

➤ Randolph County

- o None at this time

➤ Talladega County

- o None at this time

➤ Tallapoosa County

- o None at this time
-

Upcoming Funding Opportunities & Deadlines

ARC Grants

- Deadline for ARC applications is September 28th, 2018
- Projects must meet one of ARC's primary goals and objectives as well as a primary ARC state strategy

September 2018

Sun	Mon	Tue	Wed	Thu	Fri	Sat
						1
2	3	4	5	6	7	8
9	10	11 <i>Transit Advisory Board meeting @ 9 am</i>	12 <i>Technical Advisory Committee meeting @ 10 am</i>	13 <i>Northern RPO Counties meeting @ 11:30 am in Gadsden</i>	14	15
16	17	18	19 <i>Citizens Advisory Council meeting @ 10 am</i>	20 <i>Policy Committee meeting @ 10 am</i> <i>Central RPO Counties meeting @ 11 am</i>	21	22
23	24	25	26	27 <i>Southern RPO Counties meeting in Alex City @ ALDOT District Office @ 10</i>	28 <i>ARC application deadline</i>	29
30						

Fixed-Route Ridership								
	FY 10-11	FY 11-12	FY 12-13	FY 13-14	FY 14-15	FY 15-16	FY 16-17	FY 17-18
Oct	7,850	9,757	11,074	10,266	11,357	9,851	9,011	9,560
Nov	7,714	9,178	10,168	9,690	9,644	9,077	9,481	9,225
Dec	8,333	9,439	9,069	9,610	10,621	9,749	9,459	8,205
Jan	7,514	9,458	10,188	9,240	10,446	8,957	8,019	7,510
Feb	8,050	9,687	10,002	10,393	8,826	9,573	8,462	8,960
Mar	9,064	10,131	10,117	11,245	9,467	9,965	9,707	9,493
Apr	8,245	9,466	10,261	11,463	9,872	9,338	8,240	8,942
May	8,650	9,787	10,258	11,512	9,548	8,838	9,900	9,502
Jun	9,326	10,234	9,781	10,747	10,449	9,745	9,977	9,905
Jul	9,358	9,821	10,136	11,707	10,535	9,164	8,971	8,820
Aug	11,080	11,209	11,488	12,075	10,275	10,241	10,511	10,617
Sep	10,218	9,573	9,756	11,370	9,688	9,543	9,280	

TOTAL	105,402	117,740	122,298	129,318	120,728	114,041	111,018	100,739
AVG/MO	8,784	9,812	10,192	10,777	10,061	9,503	9,252	9,158

2017 Avg./Mo. 783 274 7 196 270 262

ADA Paratransit Ridership						
Fiscal Year 2017-2018	Anniston	Jacksonville	Weaver	Oxford	Section 5307 CC Urban	Section 5311 CC Rural
October	833	233	6	159	270	245
November	827	221	6	193	239	208
December	765	213	4	148	273	172
January	794	158	7	149	285	226
February	764	122	6	163	284	254
March	897	148	10	202	280	321
April	879	173	6	159	342	333
May	870	250	14	184	363	342
June	963	274	21	164	317	289
July	890	228	24	198	284	236
August	928	253	23	232	322	319
September						

2018 Avg./Mo. 855 207 12 177 296 268

2017/2018 MEETINGS

<u>TAC</u>	<u>CAC</u>	<u>MPO</u>
10-Jan		18-Jan
7-Feb	14-Feb	15-Feb
7-Mar	14-Mar	15-Mar
11-Apr		19-Apr
9-May	16-May	17-May
13-Jun		21-Jun
11-Jul	18-Jul	19-Jul
8-Aug		16-Aug
12-Sep	19-Sep	20-Sep
10-Oct		18-Oct
7-Nov	14-Nov	15-Nov
12-Dec		20-Dec